



KNAPE & VOGT®

NEW! USC Series

Door-Mounted, Soft-Close, Undermount Waste & Recycling Bins

USC12-1-35WH (with optional QT35LB-W lid)



Features

- Heavy-duty, undermount slide with soft-close technology
- Installs in minutes
- Color coordinated aluminum side rails conceal slide hardware
- Solid backsplash and floor is easy to clean and conceals hardware
- Customizable decorative rail accents

NEW Door-Mount Bracket



- Fits standard width opening up to door sizes 3" wider
- Simple, concealed two screw door-leveling
- Slotted holes allow for easy door-centering
- Accommodates overlay and inset doors

USC15-2-35PT (with custom rail accents)



USC18-2-50PT



NEW! USC Series Waste & Recycling Bins



Soft-Close Slides

Soft-close slides now come standard on USC Series Waste & Recycling products, making the world a quieter place by eliminating slamming and providing full closure every time.

Concealed Slide Hardware

NEW product design conceal slide hardware on USC Soft-Close Waste & Recycling products, creating a smooth, tidy look that is also easy to clean.

NEW Bins & NEW Lids

NEW bin styling is a welcomed update to the industry-standard "boxy" look, plus it integrates effortlessly with a NEW hardware system for a secure fit. Optional lids conceal bin contents and hold plastic bags securely in place, now available for all 20 or 35 qt. products.

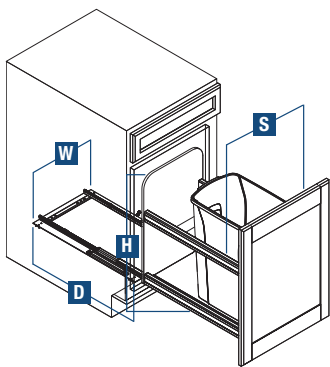


QT35LB-PT (Lid)
& QT35PB-PT (Bin)

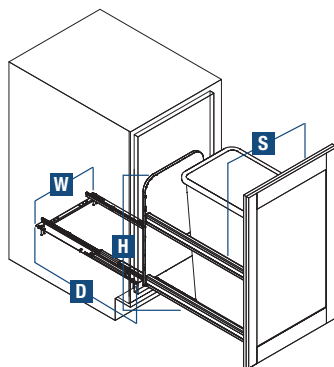
Stock #	Sliding Assembly		Assembled Product Dimensions			Finish	Capacity per Bin	# Bins	Units per Carton	Weight per Carton
	S Width	W Width	H Height*	D Depth						
SINGLE BIN UNITS										
USC12-1-35WH	11-13/16" [299 mm]	11-13/16" [299 mm]	19-3/16" [487 mm]	22-7/16" [570 mm]	White	35 Qt.	1	1	19.7 lbs. [8.9 kg.]	
USC12-1-35PT	11-13/16" [299 mm]	11-13/16" [299 mm]	19-3/16" [487 mm]	22-7/16" [570 mm]	Platinum	35 Qt.	1	1	19.7 lbs. [8.9 kg.]	
USC12-1-50WH	11-13/16" [299 mm]	11-13/16" [299 mm]	23-1/4" [591 mm]	22-7/16" [570 mm]	White	50 Qt.	1	1	22.1 lbs. [10 kg.]	
USC12-1-50PT	11-13/16" [299 mm]	11-13/16" [299 mm]	23-1/4" [591 mm]	22-7/16" [570 mm]	Platinum	50 Qt.	1	1	22.1 lbs. [10 kg.]	
DOUBLE BIN UNITS										
USC15-2-35WH	14-13/16" [376 mm]	14-13/16" [376 mm]	19-3/16" [487 mm]	22-7/16" [570 mm]	White	35 Qt.	2	1	23.5 lbs. [10.7 kg.]	
USC15-2-35PT	14-13/16" [376 mm]	14-13/16" [376 mm]	19-3/16" [487 mm]	22-7/16" [570 mm]	Platinum	35 Qt.	2	1	23.5 lbs. [10.7 kg.]	
USC18-2-50WH	14-13/16" [376 mm]	15-3/8" [391mm]	23-1/4" [592mm]	22-7/16" [570 mm]	White	50 Qt.	2	1	24 lbs. [10.9kg]	
USC18-2-50PT	14-13/16" [376 mm]	15-3/8" [391mm]	23-1/4" [592mm]	22-7/16" [570 mm]	Platinum	50 Qt.	2	1	24 lbs. [10.9kg]	

* If using lid, add 3/4".

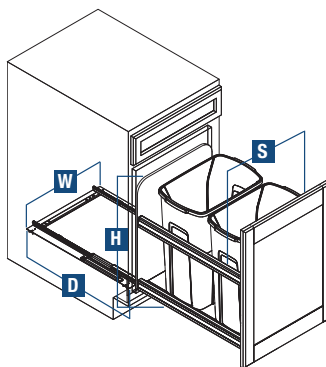
30 lbs. maximum per bin, not to exceed 80 lbs. total weight. Not intended for bulk storage.



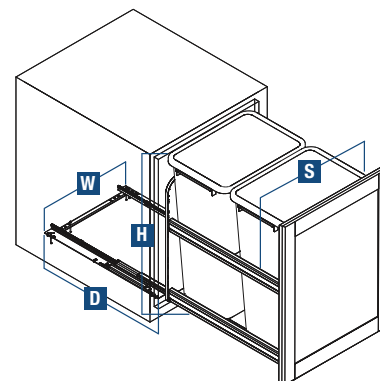
USC12-1-35



USC12-1-50



USC15-2-35



USC18-2-50

Knape & Vogt reserves the right to change product specifications at any time without notice and without incurring responsibility for existing units.

Knape & Vogt®, 2700 Oak Industrial Drive NE, Grand Rapids, MI USA 49505 | P 616.459.3311 | 800.253.1561 | F 616.459.3290 | www.kv.com

©2009 Knape & Vogt. KV and the KV logo are trademarks of Knape & Vogt. Printed in U.S.A. OL2256/0110